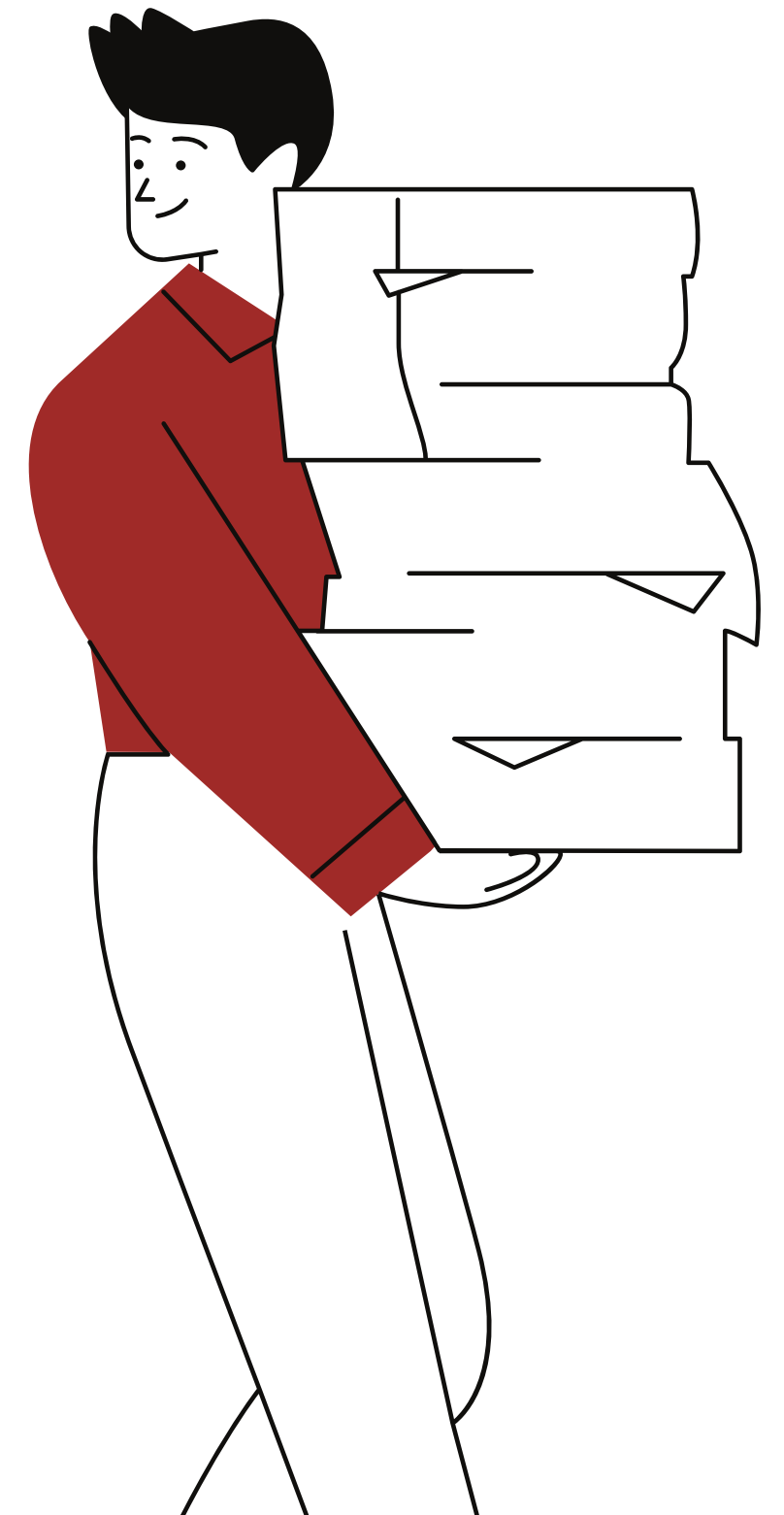


Guide for your mobility



UNIVERSITAT
ROVIRA I VIRGILI

Everything you need to
know before your study
abroad experience





Contents

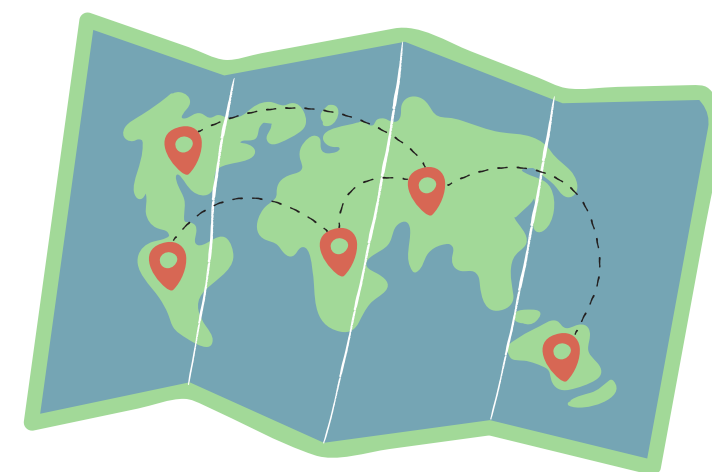
- 1 Before choosing a destination
- 2 Once the destination has been chosen
- 3 Recommendations before travelling
- 4 When you arrive at your destination

Before choosing a destination

- 1** **Attend meetings or information sessions organised by your university.** You will get to know the main characteristics of your mobility programme and meet other students who are in the same situation as you.
- 2** **Documentation and deadlines.** It is very important that you know the deadlines for applying for your mobility and prepare all the required documentation. Always talk to your tutor for each destination before applying. You should enquire as to the monthly allowance of your grant (the International Relations service will help you).
- 3** **Research all available destinations.** We recommend that you research the available destinations to find out information about the cost of living in the city, the prices of accommodation, the language, the way you are going to travel (train, plane, car, etc.). Please contact the staff responsible for each destination at your home university.



Once the destination has been chosen



1

If you are selected, **accept your host university** within the established period. Afterwards, you will sign the **Learning Agreement** with the help of your Erasmus tutor.

2

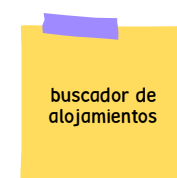
Apply for your **European Health Insurance Card (EHIC)** free of charge.



[Link to card application website](#)

3

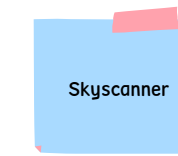
Compare all **available accommodation for students** in the destination city. **Erasmus Play** will help you to do it for free.



[Link to accommodation search engine](#)

4

We recommend **booking the flight** when you are sure that the mobility will finally take place you know the exact day on which you need to travel.



[Link to search in Skyscanner](#)

Recommendations before travelling

If your **language level** is low, practice it before you arrive

Depending on the country you come from, the **plugs are different**. Take an adapter for your devices.

Make sure you have a **valid ID and/or passport**. It is also important that it does not expire during your mobility

Get a **bank account or card that does not charge you commissions** when withdrawing money in your destination country

If you have to make several combinations (trains, flights, etc.) **make sure you check the timetables** and book your tickets.

Find out what the weather is like at your destination to pack your suitcase. There are compression bags so that you can pack much more clothes and not check in 2 suitcases on the plane.



Arrival at the destination!

This is where the fun begins!

Start your experience

In the next slide, we give you some very useful tips to make your arrival more pleasant.



University procedures

Request a **certificate of arrival**

Make sure that you your **subjects do not overlap**

Modify the **Learning Agreement** if necessary

Keeps **important documents** in a folder

University life

Attend the **welcome week** to get to know the University

Some faculties offer **FREE courses in the official language**. Take the opportunity

Find out about the **type of assessment and examination dates** for each subject

Plan your **weekly class calendar**

City

Discover the city as soon as possible to locate yourself

Locates the **services of first necessity** (commercial centres, feeding, hospitals, etc.)




Find out about **public transport, student discounts, etc.**





Universitat Rovira i Virgili

We collaborate with Erasmus Play so that all students of our University can use their **university accommodation search engine and comparison site in Europe**, completely free of charge.

-  Select the destination and dates
-  Compare the accommodations of many websites
-  Book verified accommodation with total security

Access the platform
by clicking on me!

